



# What SB1 means to the Consultant Community in District 7?

The Road Repair and Accountability Act of 2017



May 20, 2019

# SB 1 Programs (statewide)

**SHOPP – State Highway Operations Protection Program**

**HM – Highway Maintenance**

- \$1.8 billion/year for SHOPP & HM

**ATP – Active Transportation Program - \$100 million/year**

**LPP (formulaic & competitive) – Local Partnership Program**

- \$200 million/year

**TCEP – Trade Corridor Enhancement Program - \$300 million /year**

**SCCP – Solutions for Congested Corridors Program - \$250 million/yr**

**STIP – State Transportation Improvement Program**

**TIRCP – Transit, Intercity Rail Capital Program**



# SB 1 Programs – D7

**SHOPP – 29 projects, \$1.28 billion**

**HM – 28 projects, \$113.8 million**

**\* The next 7 years**

**\*\* Statewide: Total SHOPP & HM programs = \$9.45 billion  
D7 has 14.7% of SHOPP & HM total by \$\$**

# DISTRICT 7 PROJECTS - Map on other side



◆ Bridge Repairs

Planned  
\$626.7 Million  
(97 Bridges)

In Construction  
\$0

Completed  
\$0



◆ Pavement Repairs

\$523.8 Million  
(950 Lane Miles)

\$23.9 Million  
(131 Lane Miles)

\$9.5 Million  
(50 Lane Miles)




◆ Drainage System Repairs

\$16.8 Million

\$0

\$0




◆ Signal, Sign and Sensor Upgrades

\$160.2 Million  
(1,658 Elements)

\$53 Million  
(986 Elements)

\$0



◆ Striping

\$61.1 Million  
(1,798 Lane Miles)

\$29.6 Million  
(955 Lane Miles)

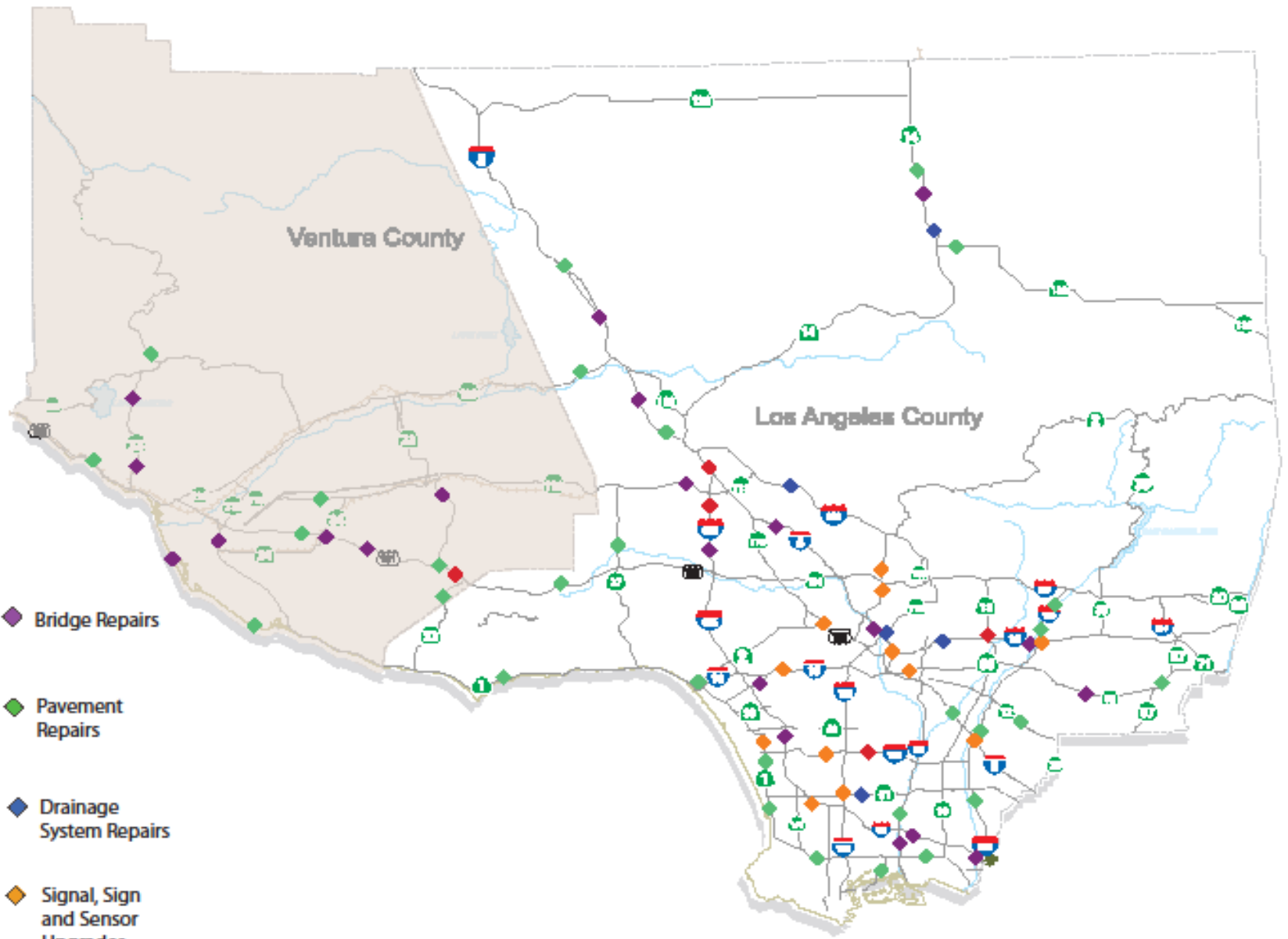
\$5.6 Million  
(265 Lane Miles)

**Totals \$1.39 Billion**

**\$106.5 Million**

**\$15.1 Million**

Element = One message sign, or one sensor station, or one signalized intersection. 4



◆ Bridge Repairs



◆ Pavement Repairs



◆ Drainage System Repairs



◆ Signal, Sign and Sensor Upgrades



◆ Striping

# SB 1 Competitive Programs – D7

**ATP – Identifying projects for 2020 cycle 5.**

**LPP – 4 projects:**

- **\$375.2 million total project**
- **\$95.9 million SB1**

**TCEP – 5 projects (on system):**

- **\$1.24 billion total project**
- **\$398.6 million SB1**

**SCCP – 1 project (off system), 96<sup>th</sup> St. Transit station**

- **\$525.2 million total project**
- **\$ 150 million SB1**



# LPP projects (1,000's)

Dist	Div	County	Applicant	Project Title	Total Project Cost	SB1 LPP Funding
7	DLA	LA	Claremont	Claremont: Foothill Blvd Master Plan Green Streets Improvements	\$16,000	\$7,000
7	PM	LA	LACMTA	La Cañada Flintridge Soundwalls on I-210	\$10,720	\$5,000
7	DRMT	LA	LACMTA	Metro Orange Line Bus Rapid Transit Improvements (1)	\$320,300	\$75,000
7	DRMT	LA	Santa Clarita	Vista Canyon Metrolink Station	\$28,210	\$8,908
<b>TOTALS</b>					<b>\$375,230</b>	<b>\$95,908</b>



# TCEP projects in D7 (1,000s)

		TOTAL Project	SB 1 \$
<b><u>Rt 605 / 91</u></b> Interchange Improvement: Gateway Cities Freight Crossroads	Add new general purpose and/or auxiliary lanes and modify on and off ramps.	\$154,300	\$17,000
<b><u>Rt 5 Golden State</u></b> Chokepoint Relief	Add truck lanes, HOV lanes, auxiliary lanes, soundwalls, and an ITS hub station. Widen seven bridges and improve access to weigh station.	\$539,200	\$247,000
<b><u>Rt 71 Freeway Conversion</u></b>	Add one HOV and one mixed flow lane in each direction, close three at-grade crossings, install sound walls and pedestrian bridge.	\$175,519	\$44,000
<b><u>Rt 57 / 60 Confluence:</u></b> Chokepoint Relief Program	East bound improvements include interchange modifications, auxiliary lanes and three new bridges.	\$288,600	\$22,000
<b><u>Rt 34 (Fifth St) / Rice Avenue</u></b> Grade Separation	Grade separation for existing overcrossing with Union Pacific RR and widen from four lanes to six lanes, install connector roads, signals, and sidewalks.	\$79,192	\$68,606
	<b>TOTALS</b>	<b>\$1,236,811</b>	<b>\$398,606</b>



# D7 Workload (1,000's, past & present)

FY	PAED	# of projects	Contract Approval	# of projects
16/17	\$235,808	36	\$456,582	35
<b>April '17, SB1</b>				
17/18	\$558,246	34	\$427,739	33
18/19	\$506,986	34	\$346,636	24
19/20	\$581,605	63	\$600,987	46
20/21	\$246,618	22	\$448,620	33

# Opportunities with Cities/Counties

## Local Streets & Roads Program (LSRP):

- ❑ \$1.5 billion/year for road repair to the Cities and Counties.
- ❑ Directly between CA Transportation Commission and local agency.

<b>FY 18/19 SCO Apportionments(1,000's)</b>	
<b>Agency</b>	<b>\$\$</b>
City of Los Angeles	50,166
Ventura County	8,046
Los Angeles County	76,315
<b>TOTAL</b>	<b>134,527</b>

# Challenges

- *Safety: Increased number of projects due to SB1, increased exposure to workers and public during construction.*
- *Teaming up and staffing up: Companies competing for the same people, experience and competing with Public Agencies.*
- *Coordination of projects within and outside of Caltrans.*
- *2028 Olympics*

# Final thoughts

- **Consultants are important to Caltrans' project delivery.**
- **Consultants will be needed to help Caltrans meet or exceed the Accountability and Transparency requirements of SB1.**
  - **Fix it first/asset management**
  - **Efficiencies (VA, VECPs....)**
  - **Scope, Budget and schedule**
- **A/E contracting will increase....it has to meet our goals.**

# Questions?

